





Induction hob troubleshooting

Instructions

-  First of all make sure the sensitive touch knobs are totally clean and they are free from any kind of dirt which can make a faulty contact and can obstruct the inside electronics to work properly.
-  Please try the following troubleshooting steps regarding the induction hob/cooker:
-  Open the fuse box in your apartment (white plastic box located in the narrow built-in cupboard in the common area - usually at the entrance area or next to the built-in fridge- please handle with care)
-  Search for the fuse marked: KOMFUR (OVN)
Pull the little arm DOWN to switch OFF the power to the hot plates
 - Wait about 1 minute
 - Switch it ON again by lifting the arm UP
 - Now you might hear a little beeping noise from the cooker
 - The cooker should work again