






Checklist for cleaning the dishwasher

Instructions

- ☒ Remove all remaining food from dishes. Rinse the dishes with hot water. You can use soft paper like kitchen paper or toilet paper. This paper then can go to the bio-waste
Do not put oily/greasy dishes or those having excess food residues into the dishwasher as they can easily clog the fine filter
- ☒ Remember to empty the filter at the bottom of the dishwasher and clean it frequently.
- ☒ Check the salt (coarse/groft or fine salt) 
- ☒ and rinse agent (afspændingsmiddel) 


- ☒ If this  symbol lights up then fill up the missing one.
- ☒ Chose the right program and start
- ☒ Dishwasher tabs must be used every time- It is not allowed to use regular dish soap as it makes foam – which can lead to malfunctions of the machine.