



THE BOOKING MANUAL

INSTRUCTIONS FOR SUMMER STUDENTS 2022

BOOKING THROUGH THE HOUSING FOUNDATION COPENHAGEN

The Housing Foundation Copenhagen is an independent cost-based foundation associated with the University of Copenhagen. We offer long-term rental properties to eligible international students and staff.

In order to secure a residence through The Housing Foundation Copenhagen, you must book a residence via our online housing system, otherwise known as the Online Flow.

This booking manual details instructions on how to operate the Online Flow. It also includes our policies, so it is paramount that you read this manual before you enter the

Online Flow.

We recommend that you have the manual beside you when you log in. Once you have made your booking, it can also be useful to refer back to the manual.

You can also refer to our website for more information:

www.housingfoundation.dk.

We hope that you will enjoy your stay in Copenhagen, and that you will be happy with our available housing options.

TABLE OF CONTENTS

- PREPARATION.....6**
 - PERSONAL ACCESS LINK6**
 - TENANT ID.....7**
 - INTERNET BROWSERS7**
 - NAVIGATION7**
 - CONFIRMATION EMAILS7**
 - SUMMER SERVICE7**
 - PREVIOUS TENANTS.....7**
 - CONTACTS.....7**
- APPLICATION9**
 - YOUR DETAILS9**
 - DATA PROTECTION9**
 - APPLICATION INFORMATION.....10**
 - DISABILITY11**
 - RENTAL PERIOD CONFIGURATION14**
- ROOM SELECTION16**
 - ROOM AVAILABILITY PAGE.....16**
 - Contracts that begin immediately17
 - One-person housing.....17
 - Two-person or shared rooms.....18
 - Couples sharing a ‘shared room’18
 - ROOM ACCEPTANCE PAGE20**
 - CHANGING ROOMS23**
 - If your rental period has not yet begun23
 - Changing rooms if your rental period has already begun.....25
 - No vacancies in ‘Room Availability’26
- CONTRACT28**
 - CONFIRMATION OF BOOKING28**
 - CONTRACT E-MAIL.....29**
 - Special Dorms29

UPLOAD CONTRACTS AND DECLARATION OF CONSENT	30
Losing Your Contract Upload	32
REQUIRED READING.....	33
PAYMENT	34
ACCOUNT STATUS – YOUR DUE PAYMENTS.....	34
ACCOUNT DATA – LOOK UP YOUR PAYMENT SCHEDULE	36
INFORMATION ABOUT PAYMENT PROCESS.....	38
PAYMENT VIA CREDIT CARD.....	38
RULES.....	38
STEPS.....	39
Payment methods.....	40
No cash payment to us.....	40
Settling your account.....	40
Payment by third parties	40
Subsequent payments	40
CANCELLATION OF BOOKINGS	41
CANCELLING WITHIN 14 DAYS AFTER BOOKING	41
OTHER CANCELLATION SCENARIOS	43
Cancelling before the tenancy start date, but more than 14 days after booking	43
Cancellation after the tenancy has started.....	43
MOVE IN, KEYS, AND YOUR ROOM INSPECTION.....	44
MOVE-IN DATE AND KEY PICK UP	44
ISSUE REPORT	44
Cleaning issues when moving in.....	46
CHANGING YOUR RENTAL DURATION	47
EXTENSION	47
MOVE OUT.....	50
RETURN OF KEYS & DEPARTURE DATES	50
You must depart and return keys by 10 am 4 days before your contract ends.....	50
CLEANING	50
DEREGISTRATION OF ADDRESS.....	51
RETURNING YOUR DEPOSIT	51

PREPARATION

Before using the booking system, please follow the below points to ensure you have a full understanding of the system, rules and options. This will help you make an informed and quick booking once you are invited into our booking system.

- **Review this Booking Manual carefully**, as during the booking process **you must declare that you have read and understood the content of the Booking Manual**.
- Familiarize yourself with the information, rules, and various housing options on The [Housing Foundation Copenhagen website](#). When you start booking, please make sure you have several housing options on your mental wish list, as housing options are booked out quickly. Try to include larger residences on your wish list to ensure some choice.
- Think about housing funding in advance. We do not provide subsidies, and we only provide cheap housing to a very select few, who successfully pass our financial-need application process.
- We send out invitation emails with links to our booking system [on specific dates](#), which are announced in advance by email. Unfortunately, we can never provide an exact time for when you will receive your invitation.
- Use your personalised invitation link soon after receiving it. The longer you wait, the fewer housing options you are likely to find available—if you wait too long, there may be no options left. You can also ask a friend or family member to do this for you. In this case, make sure to provide them with your link, log-in details, and permission to book housing on your behalf.
- Ensure that you have access to a printer and a scanner when making a booking, as you must sign and upload your housing contract within three days after booking.
- **Any contract you enter into is legally binding** and not dependent on changes in personal circumstances (incl. getting an Entry Visa to Denmark).

PERSONAL ACCESS LINK

Once you have received an invitation email, please use the personal link provided in the email to log in to the booking system—also called your **online flow**. If you can't find the invitation email, **check your spam filter** to see if it ended up there.

You must **always** enter your online flow via this personalised link; you **cannot** log on by typing www.housingfoundationbooking.ku.dk in the address field. The link is stated in all of the automatic email confirmations you receive. We recommend that you use Google Chrome as your web browser as this usually circumvents any errors.

TENANT ID

The first time you use your link, the system will send you a five-digit **tenant ID**, along with your user name and password. The tenant ID is your identifier on the Housing Foundation's system, so please quote it in any communications with us. We do not operate on your University of Copenhagen admission number.

INTERNET BROWSERS

Our booking system is best suited to **Google Chrome**. If you have problems accessing the system, make sure that you are using the link provided to you in your first invitation email, and not from any subsequent links or any other main page. It may also help to clear your cache.

NAVIGATION

Whenever you have completed a step in the booking system, you must press 'Save'. Then click 'Next' to proceed to the next step, or use the **left-hand menu to navigate manually** to the next page and follow it in a linear fashion. The system will not allow you to continue to the next section if you have not clicked 'Save' in one of the earlier sections.

CONFIRMATION EMAILS

The system will automatically generate and send auto-emails to you when you complete certain steps or pages. If these emails contain any information you need to act on, please do take action, since otherwise the system will continue to send you reminder emails until the action is completed.

SUMMER SERVICE

The summer period simply encompasses **July 1st up until August 31st**. Should you wish to extend beyond this period, you will need to enquire about our fall intake.

PREVIOUS TENANTS

Applicants who have previously benefitted from our housing services (or other accommodation services connected to The University of Copenhagen) are obligated to inform us of this when applying – especially if they have entered into the previous contracts under different names, email addresses, or other 'aliases'.

CONTACTS

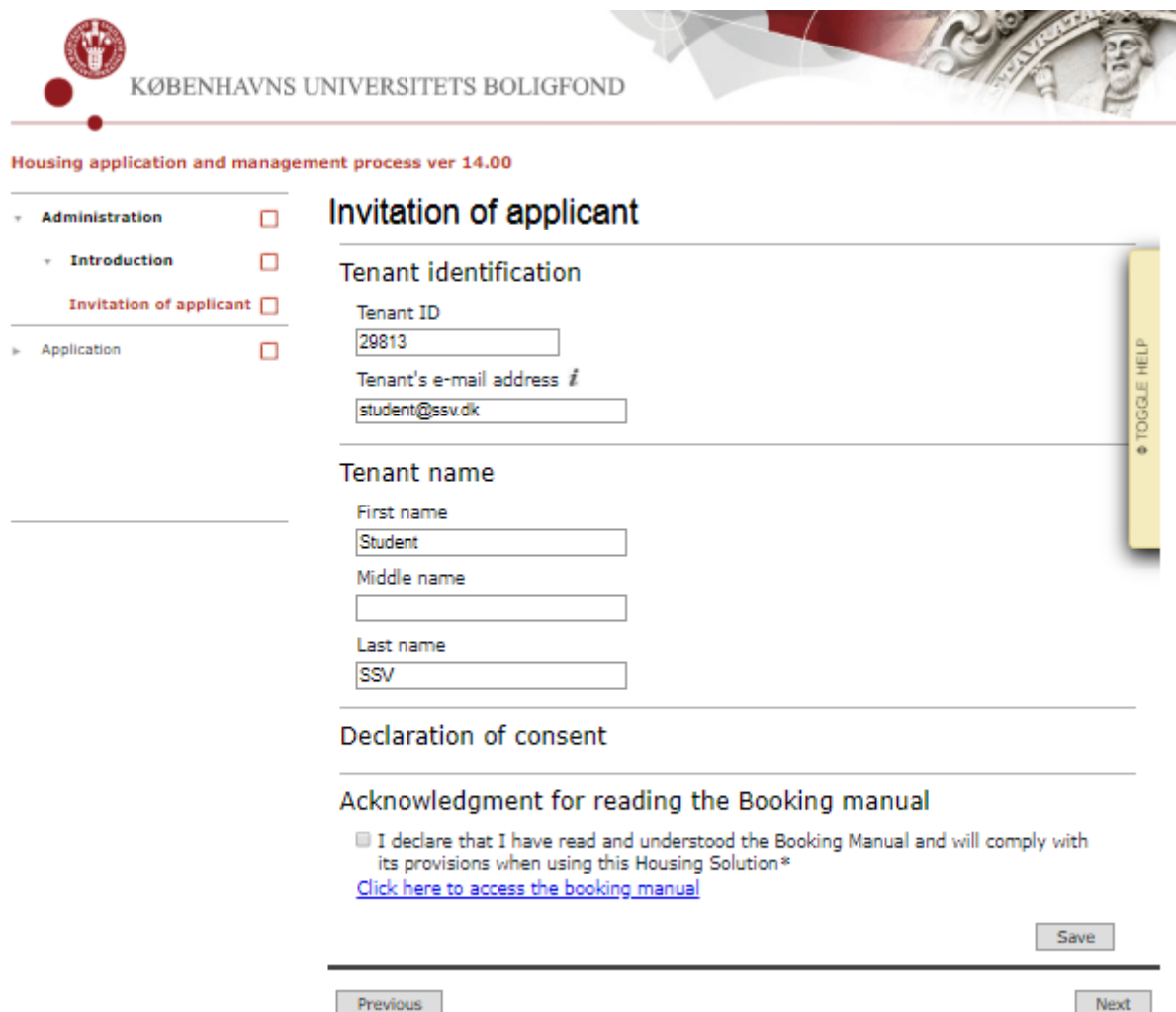
- For general information, please contact: contact@housingfoundation.ku.dk
- For payment information, please contact: finances@housingfoundation.ku.dk

In the following sections, we will walk you through each section of our booking system, i.e. the Online Flow.

APPLICATION

YOUR DETAILS

Upon gaining access to the system, you will see your **tenant ID** and the e-mail address that you have been invited with. In this section **you will have to declare that you have read and understood the Booking Manual and you will comply with its provisions** when using the booking system. It is very important that you read the booking manual in order to know all our rules and conditions before you do any bookings.



KØBENHAVNS UNIVERSITETS BOLIGFOND

Housing application and management process ver 14.00

- Administration ☐
- Introduction ☐
- Invitation of applicant ☐**
- Application ☐

Invitation of applicant

Tenant identification

Tenant ID

Tenant's e-mail address *#*

Tenant name

First name

Middle name

Last name

Declaration of consent

Acknowledgment for reading the Booking manual

☐ I declare that I have read and understood the Booking Manual and will comply with its provisions when using this Housing Solution*
[Click here to access the booking manual](#)

Save

Previous Next

DATA PROTECTION

According to the EU General Data Protection Regulation (GDPR), The Housing Foundation Copenhagen cannot collect your personal data without your consent. On the *Invitation of applicant* stage of your online flow, you will be able to read about your rights and how we use your personal data. Without giving your consent here, you will not be able to

proceed to the next sections. Once you book a room, you will be emailed a Declaration of Consent form. You have to sign it and upload it alongside your rental contracts. You only need to upload this form once to give your consent. Even if you make future bookings with us, your original consent will still be valid. If you wish us to delete your data, please email us about this once you are no longer using our services.

APPLICATION INFORMATION

In this section, enter both your 'Application information' and 'Address information.' The information here is what will be stated in your tenancy contract with us.

Your gender determines what housing options you can see on your Online Flow. You can only see "shared rooms" for which a roommate has the same gender as you. Please bear in mind that all our available "shared *apartments*" are viewable regardless of gender.

If you have been invited with your KU-email, then you will need to change it to another e-mail address in order to proceed to the next step. As soon as the e-mail has been changed that will be the e-mail you will use when in contact with the Housing Foundation and for login to the flow.



Housing application and management process ver 14.00

- Administration ☒
- Application ☐
 - Applicant Information ☒
 - Applicant Information ☒
 - Address Information ☒
 - Housing needs ☐
 - Room selection ☐
- Contract ☐
- Payment ☐
- Move in ☐
- Move out ☐
- Account equalization ☐

Applicant Information

Gender

☒ Female*

Tenant identification

Tenant's e-mail address ⓘ

Student@ssv.dk

New email for communication with the Housing Foundation (needed for ku.dk) ⓘ

Tenant name

First name

Student *

Middle name

Last name

SSV *

Full name

Student SSV

Gender and nationality

You are a FEMALE (a woman)

Nationality ⓘ

Austria ▼ *

Date of birth and age

Date of birth ⓘ

11-03-1999 *

Save

Previous

Next

TOGGLE HELP

DISABILITY

Tick 'No' to this question, unless you have any physical disabilities that will affect your choice of housing.



Housing application and management process ver 12.12

Administration	✓
Application	□
Applicant Information	✓
Housing needs	✓
Disability	✓
Financial need	✓

Disability

Are you disabled in any way?

☒ No*

If you are physically disabled, make sure to read the information [here](#) before clicking 'Yes'. Please note that you must indicate this the first time you apply for housing with us.



Housing application and management process ver 12.12

Administration	✓
Application	□
Applicant Information	✓
Housing needs	✓
Disability	✓
Financial need	✓
Rental period configuration	✓
Rental period	✓
Room selection	□
Contract	□
Payment	□
Move in	□
Shortening of contract	□

Disability

Are you disabled in any way?

☒ Yes*

Type of disability

☐ Wheel chair* ☐ Limited mobility* ☐ Other disability*

Physical disability

Please upload a file documenting your disability

Please note that we have a limited amount of rooms specifically suitable for disabled applicants. Therefore, we cannot guarantee that we will be able to reallocate you, so please proceed and select the currently most suitable residence appearing in your workflow and proceed with contract upload and payment etc. of this residence. If we are able to reallocate you, payments will naturally be transferred.

The disability application is divided into three categories:

- Wheel chair
- Limited mobility (e.g. if you suffer from arthritis and must have an elevator in your accommodation)

- Other disability (e.g. if you have a special medical need for a private bathroom or a private refrigerator in your room).

Next, upload documentation of your disability. For example, this could be a document from your doctor or home university confirming your special need. Please also include your personal description of your need (though this should not stand alone).

Proceed with the ensuing steps and book the most suitable accommodation option currently shown on your Flow. You will receive an email when your disability application is processed. If approved, you will receive an offer to be relocated to a more suitable accommodation.

RENTAL PERIOD CONFIGURATION

The “Allocation period” will be pre-set for the whole summer period (which is **1st of July to the 31st of August**). You cannot opt for any dates outside this period.

Administration ☒

Application ☐

Applicant Information ☒

Housing needs ☒

Disability ☒

Rental period (specified dates) ☒

Room selection ☐

Contract ☐

Payment ☐

Move in ☐

Shortening of contract ☐

Move out ☐

Rental period (specified dates)

Tenant category (click here to expand/collapse)

Student Level

Tenant classification

Length of study in Copenhagen University

Fixed semester periods

Allocation period

University admittance/employment standard date *⌵*

15-08-2016 =

Contract end date *⌵*

31-08-2016 =

Save

Previous

Next

AUGUST 2016

Wk	Su	Mo	Tu	We	Th	Fr	Sa
30		1	2	3	4	5	6
31	7	8	9	10	11	12	13
32	14	15	16	17	18	19	20
33	21	22	23	24	25	26	27
34	28	29	30	31			

You will not be able to specify dates that fall outside our standard dates. Contract periods can only abide by the following standard dates:

- July 1st - July 31st
- July 15th – August 14th
- July 1st – August 31st
- August 1st – August 31st

You will need to specify what your search start date will be, and when you would like your contract to end. Please bear in mind that **you need to move out 4 days prior to your contract end date** for our inspections process.

Examples:

- Contracts ending on the 14th: You depart and return keys by the 10th at 10 am at the latest.
- Contracts ending on the 30th : You depart and return keys by the 26th at 10 am at the latest.
- Contracts ending on the 31st: You depart and return keys by the 27th at 10 am at the latest.

For instance, if your rental period ends on the 14th, you must move out no later than 10am on the 10th. If your rental period lasts until the 31st, you must move out on the 27th no later than 10am. You should remember to take this into account when planning your stay.

Tip:

The rental period configuration tells the system what period to search in. You might yield more results if you set your search start date to a later date than you actually intend because the system will also show you housing options that begin *before* this date.

ROOM SELECTION

ROOM AVAILABILITY PAGE

Here you can see which rooms are currently available to you and make your room selection. Initially, the system will automatically select (and reserve for 30 minutes) the cheapest room available. This pre-selected room (and all the rooms listed below it) is marked in purple. It will show a radio “select” button (looks like this ☒) beside it. You may have to scroll down to see more room options. You can change the selection by clicking the radio button field of a different room.

Please pay attention to the *Contract start* date for your selected room, as this is will determine the start date of your tenancy. These dates are non-modifiable, so you cannot request that we change these for you. You can always see more details for each room by clicking on the middle of the row where the room name is, which will make a new page pop-up.

<input type="radio"/>	Contract start Nov 8 th, 2017	Bispebjerg Kollegiet 1310
<input checked="" type="radio"/>	Contract start Nov 8 th, 2017	Det Ny Emdrupborg Kollegium 211A
<input type="radio"/>	Contract start Nov 15 th, 2017	Dyrlægevej 109
<input type="radio"/>	Contract start Nov 8 th, 2017	Nordre Fasanvej Kollegiet 210
<input type="radio"/>	Contract start Nov 8 th, 2017	Rebslaggervej Kollegium Student 01
<input type="radio"/>	Contract start Nov 8 th, 2017	Rebslaggervej Kollegium Student 05
<input type="radio"/>	Contract start Nov 8 th, 2017	Rebslaggervej Kollegium Student 115B
<input type="radio"/>	Contract start Nov 8 th, 2017	Rebslaggervej Kollegium Student 15
<input type="radio"/>	Contract start Nov 8 th, 2017	Rebslaggervej Kollegium Student 17A
<input type="radio"/>	Contract start Nov 8 th, 2017	Rebslaggervej Kollegium Student 219
<input type="radio"/>	Contract start Nov 8 th, 2017	Rebslaggervej Kollegium Student 308
<input type="radio"/>	Contract start Nov 8 th, 2017	Sølvgade Kaserne/BaseCamp Student S044

Save

Previous

Next

If you enter the online flow during high traffic, please refresh your flow on a regular basis to make sure that you are seeing the latest information. Bookings can occur whilst you are making your decision.

Before making your final selection, please refresh the page. This ensures that the desired room hasn't been booked by someone else since you last loaded the page. Press 'Save' and 'Next' to complete the acceptance.

Contracts that begin immediately

If you book a room where the contract start begins immediately, you must abide by a number of additional parameters. Before you make a booking, please be aware of the following:

- **The contract must be uploaded on the same day**, otherwise you risk losing the booking. The three-day rule does not apply.
- **The payment must be undertaken on the same day**, as the rental period has already begun. The 14-day payment rule does not apply. You will need to pay the **deposit plus full rent for your summer stay**.
- **You cannot cancel the booking manually on the system**. You will need to notify the office immediately if you do not wish to keep the booking. You are not entitled to the 14-day cooling off period where you can cancel without payment. Please refer to the chapter regarding cancellations.

One-person housing

If you scroll horizontally, you can see how many people can occupy the room/apartment. One-person housing will be marked as **'Single'**, meaning that only one person can reside in the room. Examples can be seen below:

Dyrlægevej 109	Single	Monthly: DKK 5629	De
Nordre Fasanvej Kollegiet 210	Single	Monthly: DKK 6954	De
Rebslagervej Kollegium Student 01	Single	Monthly: DKK 9493	De
Rebslagervej Kollegium Student 05	Single	Monthly: DKK 8895	De
Rebslagervej Kollegium Student 115B	Shared	Monthly: DKK 5311	De
Rebslagervej Kollegium Student 15	2-person	Monthly: DKK 11419	De
Rebslagervej Kollegium Student 17A	Shared	Monthly: DKK 5111	De
Rebslagervej Kollegium Student 219	Single	Monthly: DKK 9692	De
Rebslagervej Kollegium Student 308	Single	Monthly: DKK 8297	De
Sølvgade Kaserne/BaseCamp Student S044	Single	Monthly: DKK 8154	De
Sølvgade Kaserne/BaseCamp Student V040	Single	Monthly: DKK 8293	De
Sølvgade Kaserne/BaseCamp Student V050	Single	Monthly: DKK 8154	De

Two-person or shared rooms

The Housing Foundation Copenhagen has a number of shared rooms and two-person apartments available.

Two-person rooms: Only one person can book a two-person room or apartment, but they can have a partner or a family member stay with them if they choose. Please be aware that only members of your household are allowed to move in and take address at your apartment according to the Rental Act § 26. Household includes your family and other close relationship. There will only be one contract with the occupant who booked the room/apartment, and this person alone is legally responsible for paying rent, ensuring maintenance, etc. Please read [the CPR-registration rules](#) carefully before you book a two-persons room:

Shared rooms: A shared room can be booked separately by two individuals who each book one half of the room. In this case we will make a contract with each occupant.

For example, a studio in the Østerbro kollegiumt for two persons can appear in the booking system as the following:

- **Østerbro kollegium 112**

One person can book this room under one contract for up to two people.
The room will be marked in the booking system as 'Two-person'.

- **Østerbro kollegium 112A**

One half of a shared room (the person booking the A-side has their own log-in and contract).

The room will be marked in the booking system as 'Shared'.

- **Østerbro kollegium 112B**

The other half of a shared room (the person booking the B has a separate log-in and contract from the person booking the A-side).

The room will be marked in the booking system as 'Shared'.

If you can only see either A or B for a specific room number, this means that this is a shared room and another user has already booked the other half.

Couples sharing a 'shared room'

Couples who want to share a room, but still want to have a separate contract each, can book a shared room.

If you are a couple consisting of a woman and a man, one of you will need to enter faulty gender information, since the booking system by default is set to allow only same-sex occupants. The steps are the following:

- One of you must change their gender in the Application Information page, in order for the system to show you the same residence options which it already shows you


partner. Then one of you can reserve the “A” part of the residence, and the other can book the “B” part.

Once you have booked the room and the contracts have been finalized, you will need to set your gender information back to the correct setting. Do this in your workflow under Application Information.

ROOM ACCEPTANCE PAGE

Once you have reserved a room in Room Availabilities by clicking 'Save' and 'Next', you will be directed to the Room Acceptance page. The booking is not complete until you accept the information here. This section will confirm your contract dates, key pick-up instructions, room description, and payment information.

If these details are not what you intended, do not click on 'Save'. Instead, simply click on Room Availability and choose another room option.


KØBENHAVNS UNIVERSITETS BOLIGFOND

Housing application and management process ver 14.00

- Administration ☒
- Application ☐
 - Applicant Information ☒
 - Housing needs ☐
 - Room selection ☐

Summary of information (please confirm or go back to make changes) ☒
 - Room availability ☐
 - Room acceptance ☐
- Contract ☐
- Payment ☐
- Move in ☐
- Move out ☐
- Account equalization ☐

Room acceptance

Payment receiver information

Fixed semester periods

Contract start date: You cannot modify this date.

13-11-2019

Contract end date *if*

29-02-2020

Residence information (click to expand/collapse)

Residence

Sølvgade/BaseCamp Student

Dorm description

Keys must be picked up during opening hours at Sølvgade, Georg Brandes Plads 4-6 and returned to same address upon departure.

Room Description (click to expand/collapse)

Room number

S003

Address

Georg Brandes Plads 4-6, 1307 Co

Room description

Furnished studio apartment with private bathroom and kitchenette plus common kitchen facilities. Utilities and internet included in the rent. Phone and laundry expenses must be paid separately. The media cost charged by the Danish government is not included in the rent. Accessible for wheelchairs.

Payment information

Deposit amount

DKK 8.000,00

Total monthly rent (for bookings at Signalthuset, Øresunds, Sigynsgade, Røvsingsgade and Vermundsgade, there will be a service contract with associated fees)

DKK 8.268,00

Total payment for your whole stay

DKK 37.481,34

Payment plan (click to expand/collapse)

Booking acceptance

☐ I declare by clicking SAVE, that I am booking this residence and that I have read and understood the booking manual. I agree with the rental period and payments of the residence and I am fully responsible for this booking.*

Save

Previous Next

If you do intend to book the room, please read the Acknowledgement **carefully** before clicking 'Save'. A completed booking means that you have to undertake the following:

- **Sign and upload the contract within three days** otherwise, otherwise you are in risk of losing your booking. **If your selected rental period begins immediately, then you only have 24 hours to upload a contract.**

- **Pay on time:** Please refer to the 'Payment Information' section and expand the 'Payment plan' section.

Although failing to upload a contract or making a payment does not necessarily mean that your booking will be cancelled, please do not leave any outstanding issues unattended—otherwise it will result in significant financial consequences.

The Housing Foundation Copenhagen reserves the right to contact any relevant parties, such as the University of Copenhagen or a home university or other contact persons, if an agreement is not upheld.

If you agree to the details on this page and in the 'Acknowledgment' section, click 'Save' and 'Next' to book the room.

CHANGING ROOMS

Different rules apply, depending on whether the contractual rental period for your old room has started or not.

Note that **you cannot change rooms if living in Bikuben, Øresundskollegiet, or Tietgenkollegiet**, as these dorms wish to have only long-term tenants.

If your rental period has not yet begun

If you already made a booking and haven't moved in yet, you can make room changes **until 14 days before your contract start date**. After this time you are permitted only one more room change, which can happen at the earliest one month after your first room's contract start date.

- When on the Room Availability page, select your new desired room by clicking its radio select button.
- Press 'Save' and 'Next' to proceed to Room Acceptance.

Room Acceptance will ask you to confirm the room change. Tick the box "I want to keep the last room booking only" to ensure that you only keep your latest booking, not the old and new one both. You will also need to tick the box under "Booking Notification" (even though you are not making a combined booking, as it says here). Then tick the box under "Acknowledgement for reading the Booking Manual". Otherwise the system will not allow you to complete the new booking.

Confirm Booking

Booking Information

Note that you are booked in more than one room. This can be what you wished for. Otherwise, please select the checkbox below.

☐ I want to keep the last room booking only*

☐ I wish to keep both bookings*

Booking Notification

Shortening details

You have created a combined booking in two different locations. Please note that the original booking will immediately be shortened. There is a 7-day gap in between move-out and next move-in. You cannot hold onto both rooms during the same period. A moving fee is incurred and two inspections to be carried out.

☐ Hereby accepted*

Booking acceptance

☒ I declare by clicking SAVE, that I am booking this residence and that I have read and understood the booking manual. I agree with the rental period and payments of the residence and I am fully responsible for this booking.*

Save

Previous

Next

Once you accept the room, the change is instantly in effect and the old room becomes available to others. You cannot hold onto two rooms at the same time or create booking overlaps.

Changing rooms if your rental period has already begun

1. Rules

Note that **you cannot change rooms if living in Bikuben, Øresundskollegiet, or Tietgenkollegiet**, as these dorms wish to have only long-term tenants.

Once your rental period with us has already begun, **you can only change rooms once. It is not possible to change rooms within your first rental month.**

Even after that time, you cannot change rooms immediately: **You can only book another residence if there are *more than 14 days* until the contract for the new room begins.** This provides us with adequate time to plan for the seven-day interval between your move-out and move-in. If you select a room where the rental start date begins immediately, or *within* 14 days, the system will automatically push the contract start date of the new room to the next available standard date (which is either the 15th or 1st of a month).

When changing rooms, the system will create **a combined booking where you keep your current room *until* you move to the next one.** You are still financially responsible for the first booking, as well as being responsible for the second booking (regardless of whether you have signed a contract or not).

The system will automatically change your payment plan and transfer any already made payments from the old to the new room booking.

Please be aware that changing rooms this way entails the following:

- **A 4-day interval between move-out and move-in:** There is a 4-day gap after you move out of your old apartment and before you can move into the new apartment. During this time we conduct any necessary repairs and cleaning. **We do not offer alternative accommodation for you during this period.**
- **A moving fee.**
- **If you move to Signalhuset, Tietgen, Øresunds, Rebæk Søpark or Kagså,** you do not pay a moving fee, but instead need to pay the **Administration and Handling fee**. Each time you move to these specific residences, another Administration and Handling fee will be applied. Please see our [list of fees](#).
If you move *from* these residencies to another one of our properties, you do not need to pay a moving fee or another Administration and Handling fee.

Keeping all of this in mind, if you wish to move to another room, please undertake the steps on the following page.

2. Steps

First, reserve your desired new room in Room Availabilities. Click 'Save' and 'Next'. The Room Acceptance stage will ask you if you to confirm the new booking. Ensure that the tick box "I wish to keep both bookings" is ticked.

Confirm Booking

Booking Information

Note that you are booked in more than one room. This can be what you wished for. Otherwise, please select the checkbox below.

☐ I want to keep the last room booking only*

☒ I wish to keep both bookings*

Booking Notification

Shortening details

You have created a combined booking in two different locations. Please note that the original booking will immediately be shortened. There is a 7-day gap in between move-out and next move-in. You cannot hold onto both rooms during the same period. A moving fee is incurred and two inspections to be carried out.

☐ Hereby accepted*

Booking acceptance

☒ I declare by clicking SAVE, that I am booking this residence and that I have read and understood the booking manual. I agree with the rental period and payments of the residence and I am fully responsible for this booking.*

Save

Previous

Next

The new booking will be complete once you read the sections Confirm Booking, Booking Notification, Acknowledgment, and click 'Save' to accept them.

You will receive two rental contracts. The system will send you the contract for your new room for you to sign and upload. It will also send a contract of your old room, with an updated end date in Section 11. You also need to sign and upload this contract to establish your new shortened end date for the first room booking.

No vacancies in 'Room Availability'

If there are no housing options listed on the 'Room Availabilities' page, it could simply

mean that everything is currently booked out for your chosen rental period. The system may also show an “Error” message in red stating that there are no current vacancies. If you get such a message, it is **not** a technical error.

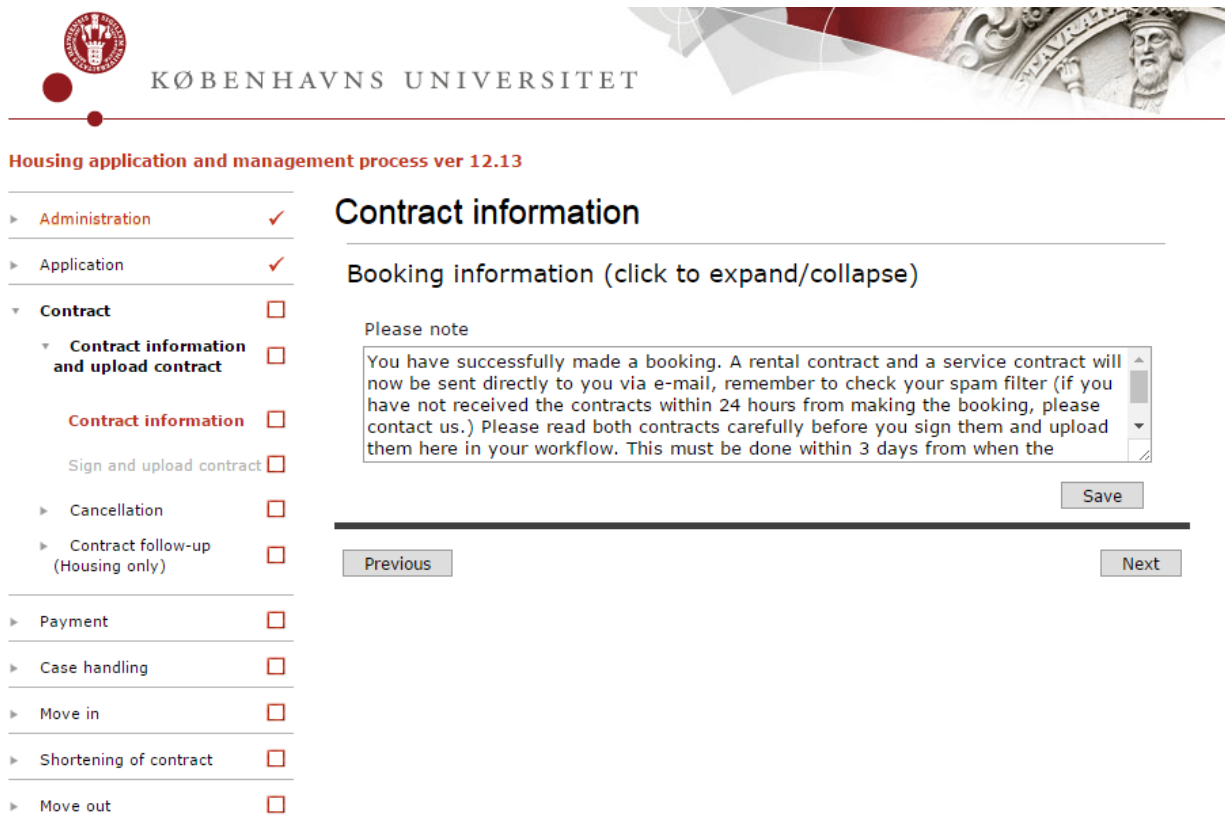
Possible solution

When someone without a booking logs on, the system reserves the cheapest available vacant room for them for 30 minutes. That is why it can help to check a few minutes later, after the system has relinquished the reservation. Otherwise, you can also check at a different hour or week to see if anyone has cancelled their booking.

CONTRACT

CONFIRMATION OF BOOKING

Once you have successfully made a booking, you come to the booking confirmation step as seen below. Click 'Save' and 'Next' to generate the rental contracts.



KØBENHAVNS UNIVERSITET

Housing application and management process ver 12.13

Contract information

Booking information (click to expand/collapse)

Please note

You have successfully made a booking. A rental contract and a service contract will now be sent directly to you via e-mail, remember to check your spam filter (if you have not received the contracts within 24 hours from making the booking, please contact us.) Please read both contracts carefully before you sign them and upload them here in your workflow. This must be done within 3 days from when the

Save

Previous Next

If your Online Flow does not confirm that a booking has been made, your booking attempt will have failed and you must go back to the 'Room Availability' page to make a different selection. We cannot guarantee that the same room will be available.

CONTRACT E-MAIL

Provided that you have made a successful booking, you will receive an e-mail within 24 hours showcasing your contracts. If you have made changes to your booking, always refer to the most recent contract we sent to you. You cannot refer back to old/void contracts.

If you have made a combination booking (where you first move into one flat, then another), you must upload the contract for the new room, as well as a new contract for the old room that now reflects your new move-out date.

The system will send an email with the following attachments:

- Your Rental Contract for the accommodation
- A translation of paragraphs §10 and §11 which we have made as a service to you. Please pay special attention to this.
- The Declaration of Consent, which allows us to use your data for your booking(s).
- If you have booked a room in **Signalhuset, Rebæk Søpark, Øresunds** or **Kagså Kollegiet** you will also receive a service contract that you have to sign and upload to your flow. If you book housing at **Tietgen**, you will have a regular rental contract with us, but you will additionally need to upload a special Service Contract.

The contract is in Danish as required by Danish law. The email will include a link where you can see the basic text translated to English. Use the text to cross-check the information on your Danish contract. [You can also find this translation here:](#)

A booking is not finalised until The Housing Foundation Copenhagen has confirmed final acceptance of your uploaded contracts. That will happen by e-mail.

Special Dorms

If you book housing from **Signalhuset, Øresunds, Kagså** and **Rebæk Søpark** you will need to sign a special rental contract with the owner and also a Service Contract, which details fees for extra services or disregarding rules. Since the owner neither provides furniture nor handles administrative matters, the Service Contract ensures that you can receive these services from us instead.

If you book housing at **Tietgen**, you will have a regular rental contract with us, but you will additionally need to upload a special Service Contract.

UPLOAD CONTRACTS AND DECLARATION OF CONSENT

Once we send the contract email to you, you upload the Rental Contract, Service Contract, and Declaration of Consent on your online flow **within three days**. If you did a booking with an immediate start date, then you will have to **upload and pay within 24 hours**.

If you do not respect this deadline, you risk that your booking is cancelled without further warning.

Please do not assume that your booking is automatically cancelled without your upload. If you wish to cancel, follow our cancellation steps in this booking manual.

All the contracts must be dated and signed with a real signature, which must match the signature in your passport. Some types of electronic signatures can be accepted, if they match the signature in your passport—we never accept names typed out on a computer.

Once you have signed your contracts, please upload them by doing the following.

Steps

First go to the Contract section of your online flow, and click SAVE on 'Contract information.' Then you must proceed to 'Sign and upload contracts and declaration of consent'. Tick the checkbox under 'Document status' to activate the upload fields.



Housing application and management process ver 14.00

Administration	<input checked="" type="checkbox"/>
Application	<input type="checkbox"/>
Contract	<input type="checkbox"/>
Contract information and upload contract	<input type="checkbox"/>
Contract information	<input checked="" type="checkbox"/>
Sign and upload contracts and declaration of consent	<input type="checkbox"/>
Cancellation	<input type="checkbox"/>
Payment	<input type="checkbox"/>
Move in	<input type="checkbox"/>
Move out	<input type="checkbox"/>
Account equalization	<input type="checkbox"/>

Sign and upload contracts and declaration of consent

Documents status

- ☒ You have remembered to sign the contracts and the declaration of consent before scanning all files and uploading them*

Documents

Please upload the signed documents here by using the upload file buttons below (appears differently depending on your browser version). The UCPH Housing Foundation will check each uploaded file and verify that (1) it is the right one and (2) that you signed it as required. If you do not upload the correctly signed documents within 3 days from making a booking, or if you upload the wrong file(s), your booking may be cancelled without prior notice. Notice: The single documents should not exceed the size limit of 10 megabytes.

Signed rental contract

No file chosen *

Approval of General Data Protection Regulation

No file chosen

There are three required upload fields.

1. You must upload **all** pages of your Rental Contract in the first field.
2. If you booked a room in **Signalhuset, Øresunds, Kagså** and **Rebæk Søpark** or **Tietgen** you will see a box for the service contract. Only uploading the last page with the signature is acceptable.
3. The third field is for your Declaration of Consent. Only uploading the last page with the signature is acceptable.
4. The fourth field is only for when you have made a combination booking and need to upload the amended rental contract of your first booking as well as that of your new booking. Each contract upload must include **all** pages.

Without all the required documents, your booking will not be successful.

Once you have made the upload, remember to click 'SAVE'. Then you wait for The Housing Foundation Copenhagen to check and accept your uploads. Once this is done, your booking will be complete.

Tips for avoiding upload problems

- If you have problems uploading the files, it may be that your files need to be in a different format. Convert your files to PDFs using the following website: <https://smallpdf.com/pdf-converter>
- If your PDF file is too big, you can easily compress it by going to the following website: <https://Smallpdf.com/compress-pdf>
- If you are away from home or on holiday, it can help to use a scanning app on your phone which can make PDF files of your scans (e.g. *Genius Scan*, which you can download from Google Play).

Losing Your Contract Upload

If you make changes that result in losing any tick marks in the left-hand menu of the Application section of your Online Flow, you risk losing your contract upload. The system will think you are making a change and reset previously uploaded documents and may possibly reset your booking.

If you don't intend to make a change, make sure you get your ticks back by going into each section and clicking SAVE at each stage, following the left-hand menu in a linear fashion. You must essentially "re-book" the same room by completing Room Acceptance. Upload your contracts once again within three days.

REQUIRED READING

Once you know where you will be staying, please revisit our website: www.housingfoundation.dk

Visit the **Housing Options** section and locate your booked residence. Here each residence provides a House Rules document and it is mandatory that you read it. It is a requirement of Section 11 of your contract. Check the website from time to time in case information has been updated.

Next, it is a good idea to visit the **Your Arrival** section, so you can read about the key handling procedure. It will also detail what you should do when first arriving in Copenhagen.

Please also refer to other sections of the website **during your stay**. They will most likely answer many of your financial and/or departure questions.

PAYMENT

Provided that you have made your booking more than 14 days before the start rental day of the contract, you must pay (full summer rent + deposit) within 14 days of the initial booking. If you book a room at **Signalhuset, Øresunds, Tietgen, Rebæk Søpark** or **Kagså**, the *Administration and Handling Fee* must be added to this payment. If your contract begins within 14 days of your booking, then you must make sure you pay in time for the contract start date.

If you book a room with an immediate contract start date you will have to do your payment and upload your contracts within 24 hours.

ACCOUNT STATUS – YOUR DUE PAYMENTS

This section shows two windows: ‘Total balance’ and ‘Balance due soon’. The ‘Balance due soon’ window shows what you have to pay by the next payment deadline. It usually refers to a charge due within the next 14 days or to an amount still overdue since the last payment deadline. The ‘Total balance’ window shows the total sum of all the payments you have to make across the remainder of your tenancy.

As a summer student, you must pay the full amount for the entire rental period in advance.

It is possible to split a due amount into smaller payments. You do this in the “Payment Amount”-step, where you can type in whatever amount you wish to pay. Just make sure that it fulfils the required amount.

It is our experience that students who only pay a self-calculated amount without referring to the ‘Balance Due soon’ field have often forgotten fees that come with social housing/special dorms. Paying less than the ‘Balance due soon’ will result in a late payment reminder/fee.

Amounts you have yet to pay are shown as *negative amounts* (i.e. with a minus in front). If you have paid charges ahead of time (i.e. before they become due), the money you paid in advance will appear in the ‘Balance due soon’ field *as a positive amount* (no minus in front). Naturally, overpaid rent will be refunded to you.

The example in the image below shows a student who needs to pay 29,213 DKK soon—i.e. by the next payment deadline. The amount of 45,749 DKK refers to all future payments that the tenant needs to make across his/her entire stay.



Housing application and management process ver 14.00

» Administration	<input checked="" type="checkbox"/>
» Application	<input type="checkbox"/>
» Contract	<input type="checkbox"/>
» Payment	<input type="checkbox"/>
» Make a payment	<input type="checkbox"/>
» Account status (select this step first before a new payment)	<input type="checkbox"/>
» Information about payment process	<input type="checkbox"/>
» Terms and conditions	<input type="checkbox"/>
» Payment amount	<input type="checkbox"/>
» Online payment - click here for e-mail receipt	<input type="checkbox"/>
» Move in	<input type="checkbox"/>
» Move out	<input type="checkbox"/>
» Account equalization	<input type="checkbox"/>

Account status (select this step first before a new payment)

In the account status step, you can always see your account balance at present time. In the payment amount step, you can choose what amount you wish to pay now. Note: that you should always pay what is in your "due soon" box, in order for you to avoid late payment fees.

Total balance (DKK). We suggest you pay this amount and thus don't have to pay again



Balance due soon (DKK)



Note: if there is no minus in front of the amount, it means you have paid ahead and you do not owe anything right now. You can only make a payment when there is a minus in front of the amount in the 'Balance due soon' box. To change the amount you wish to pay, please proceed to the step 'Payment Amount'. How to save bank transfer fees for the return of your deposit:

When your contract with us ends, the deposit will automatically be returned into the credit card account which you have used for your initial payment, but ONLY if you pay at least the deposit amount in your initial payment. If you choose to pay the deposit in a later payment or if the credit card used for the payment has expired, the return of your deposit needs to happen via bank transfer and the transfer fees from both your bank and from the UCPH Housing Foundation will be charged to you.

☒ The amount is due now or within a short period

Account data

In the following extract you can see your current account status. There is a number of 'non-payment postings' which together make up your payment plan. Each has stated a credit amount for anything credited to you or a debited amount which are the amounts you need to pay during your stay. If you pull the bar down to the bottom, you see the 'payment postings' which are any payments we have received from you. The very last statement is your current balance.

Your account

[Extract Button](#)

[Save](#)

[Previous](#)

[Next](#)

If you have paid all remaining charges in advance, the 'Total balance' field will read '0'. The example below shows a tenant who has paid everything in full.

Account status (select this step first before a new payment)

In the account status step, you can always see your account balance at present time. In the payment amount step, you can choose what amount you wish to pay now. Note: that you should always pay what is in your "due soon" box, in order for you to avoid late payment fees.

Total balance (DKK). We suggest you pay this amount and thus don't have to pay again



Balance due soon (DKK)



ACCOUNT DATA – LOOK UP YOUR PAYMENT SCHEDULE

At the bottom of the 'Account Status' page there is a section called 'Look up'. Click on this button to see a pop-up overview of all the charges due during your tenancy and their payment deadlines, as well as your made payments.

▶ Administration ✓

▶ Application ✓

▶ Contract ☐

▼ Payment ☐

▼ Make a payment ☐

Account status (select this step first before a new payment) ☐

Information about payment process ☐

Terms and conditions ✓

Payment amount ☐

Online payment - click here for e-mail receipt ☐

▶ Move in ☐

▶ Shortening of contract ☐

▶ Move out ☐

▶ Account equalization ☐

Account status (select this step first before a new payment)

In the account status step, you can always see your account balance at present time. In the payment amount step, you can choose what amount you wish to pay now. Note: that you should always pay what is in your "due soon" box, in order for you to avoid late payment fees.

Total balance (DKK). We suggest you pay this amount and thus don't have to pay again

-22,442

Balance due soon (DKK)

-22,442

Note: if there is no minus in front of the amount, it means you have paid ahead and you do not owe anything right now. You can only make a payment when there is a minus in front of the amount in the 'Balance due soon' box. To change the amount you wish to pay, please proceed to the step 'Payment Amount'. How to save bank transfer fees for the return of your deposit:

When your contract with us ends, the deposit will automatically be returned into the credit card account which you have used for your initial payment, but ONLY if you pay at least the deposit amount in your initial payment. If you choose to pay the deposit in a later payment or if the credit card used for the payment has expired, the return of your deposit needs to happen via bank transfer and the transfer fees from both your bank and from the UCPH Housing Foundation will be charged to you.

☒ The amount is due now or within a short period

Account data

In the following extract you can see your current account status. There is a number of 'non-payment postings' which together make up your payment plan. Each has stated a credit amount for anything credited to you or a debited amount which are the amounts you need to pay during your stay. If you pull the bar down to the bottom, you see the 'payment postings' which are any payments we have received from you. The very last statement is your current balance.

Please press the button below labeled lookup to see the balance for your account.

29826 Lookup

Pop-up overview of your payments:



KØBENHAVNS UNIVERSITETS BOLIGFOND

Balance

Room	Due date	Credit	Debit	Balance	Description
2303	05-05-2020		8.000,00	8.000,00	Deposit for room
2303	05-05-2020		14.441,84	22.441,84	Rent (with deposit)

© 2020 - Københavns Universitets boligfond

If you need further clarification about your payment schedule, send an email to our Finance department requesting an account overview.

Please remember the various due dates shown in your payment schedule, as it is not the responsibility of The Housing Foundation Copenhagen to remind you. Furthermore, ensure that you have left adequate time to undertake your payment to accommodate any banking difficulties. This is particularly important when transferring from abroad. Failing to pay on time will result in fees.

INFORMATION ABOUT PAYMENT PROCESS

To avoid a series of transfer fees, The Housing Foundation Copenhagen recommends that you pay online using a credit card. If you cannot pay via credit card, you have two other payment options: You can pay by bank transfer or using the application Mobile Pay.

PAYMENT VIA CREDIT CARD RULES

A separate company called Teller/Nets provides the online payment platform for this. Teller/Nets accepts all kind of credit and debit cards. By using this online payment platform, you avoid paying the fee we charge for receiving bank transfers and manually returning a deposit.

However, in some rare cases Teller/Nets may apply charges for using a credit card. The charges are automatically added to the amount you selected to pay to The Housing Foundation Copenhagen when you use the online payment platform. These extra charges to Teller/Nets will not appear in your Account Status, as they are not paid to The Housing Foundation Copenhagen. However, they will appear on your credit card or bank statement. Therefore it is up to you to decide whether paying by credit card is cheaper than making a bank transfer or using the MobilePay app.

To ensure that we can return your deposit to you without extra costs, please note the following when paying the deposit and first instalments by credit card:

- **Ensure that the credit card will still be valid 2 months after the end of your contract**, when making the initial payment. This is when we will attempt to return the deposit directly to your card.
- **You cannot change your credit card information at a later date.** If you for some reason do not want the deposit returned to the card used for the initial payment, the return must be made via bank transfer (which will entail a transfer charge).
- **Your first payment must cover at least the entire deposit**, since we can only return the deposit and other money to your originally used credit card if the initial payment was equal or greater the amount to be returned.

If the credit card used is still valid at the time of the return and if nothing blocks your card from receiving money directly from our bank, we will be able to return your deposit directly to your card without additional cost. Otherwise we have to return the deposit to your bank account, which [will entail a transfer charge](#).

Housing application and management process ver 14.00

Administration	✓
Application	□
Contract	□
Payment	□
Make a payment	□
Account status (select this step first before a new payment)	□
Information about payment process	✓
Terms and conditions	✓
Payment amount	□

Information about payment process

To avoid bank transfer fee, we recommend you to pay online using a credit card. By doing this we are able to return your deposit to the creditcard by the end of your stay. Do you wish to pay online?

☐ Yes ☐ No

Return of deposit information

Please make sure that your credit card does not expire before this date

30-05-2020

Save

Previous Next

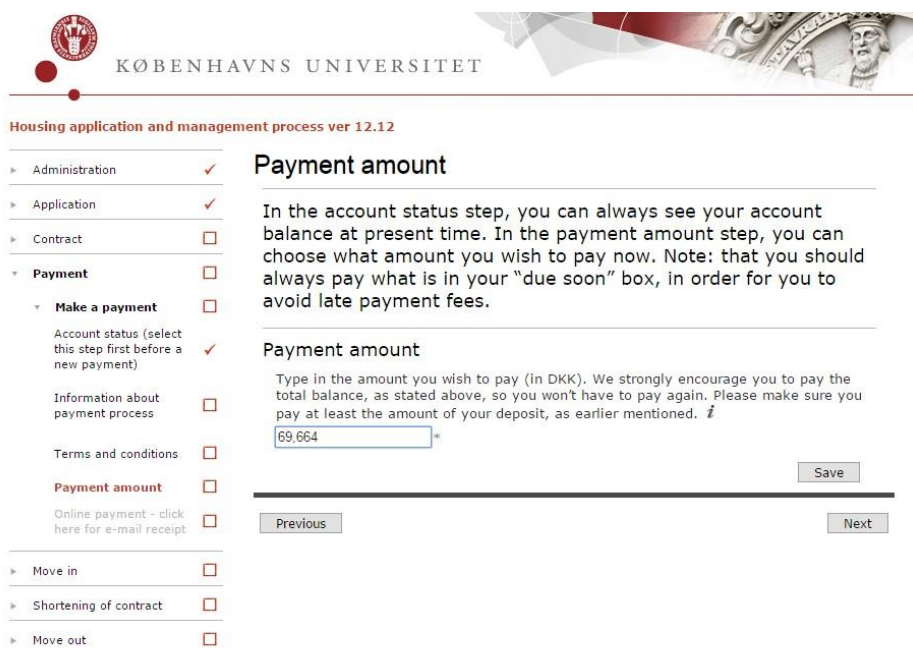
STEPS

When you are ready to make a payment, refresh the previous 'Account status' page, go back to the online payment step, and tick 'Yes' if you want to pay online.

Accept the terms and conditions on the 'Terms and Conditions' page.

On the 'Payment Amount' page, confirm the amount you wish to pay. You can choose to pay the full amount for the entire rental period or you can choose to pay individual amounts as they become due for each payment deadline. It is also possible to split a due amount into several smaller payments.

Please make sure that what you pay fulfils the amount shown in in the 'Balance Due soon' field on the 'Account Status' page. It is our experience that students who only pay a self-calculated amount without referring to the 'Balance Due soon' field have often forgotten fees that come with social housing/special dorms. If you manually calculate a lower amount than what is showed in the 'Amount due soon' box, it is likely that you have forgotten to take some charge into account. Paying less than what is shown in the "Amount due soon" box will result in a late payment reminder/fee.



The screenshot shows the 'Housing application and management process ver 12.12' interface for Københavns Universitet. The left sidebar contains a list of steps: Administration (checked), Application (checked), Contract (unchecked), Payment (unchecked), Make a payment (unchecked), Account status (checked), Information about payment process (unchecked), Terms and conditions (unchecked), Payment amount (unchecked), Online payment - click here for e-mail receipt (unchecked), Move in (unchecked), Shortening of contract (unchecked), and Move out (unchecked). The main content area is titled 'Payment amount' and contains the following text: 'In the account status step, you can always see your account balance at present time. In the payment amount step, you can choose what amount you wish to pay now. Note: that you should always pay what is in your "due soon" box, in order for you to avoid late payment fees.' Below this, there is a section titled 'Payment amount' with a text input field containing '69.664'. The input field is preceded by the text: 'Type in the amount you wish to pay (in DKK). We strongly encourage you to pay the total balance, as stated above, so you won't have to pay again. Please make sure you pay at least the amount of your deposit, as earlier mentioned. i'. At the bottom of the input field is a 'Save' button. Below the input field are 'Previous' and 'Next' buttons.

In case you have trouble making the online payment, please see our [tips on what may have gone wrong](#).

You can always go back to the 'Account status' page to check that your payment has been received and how much is still due.

Payment methods

You can find more info about which payment options you have [here](#)

No cash payment to us

You cannot pay in cash to us. You can pay in cash to our bank, Danske Bank, once you have arrived in Denmark. However, the banks have a relatively low limit to how much you are allowed to deposit in cash at a time, so you may have to make deposits over several days. Please check with the bank which bank fees you need to add to each cash deposit.

The Housing Foundation Copenhagen's fee for receiving a cash payment is the same as when [receiving a bank transfer](#).

Settling your account

At the end of your stay, your account with us will be settled. If you have made any excess payments, they will be added to the deposit return. Therefore, if you are in doubt about how much the banks charge to carry out a transfer, it is cheaper for you to transfer a little too much than a little too little. You can read more about the [deposit here](#).

Payment by third parties

If you have an agreement that someone else will pay for you, this is not relevant for The Housing Foundation Copenhagen, as our contract is with you. You must give this party access/information to pay for you and to do so within the payment deadline(s). Any third party you may have an agreement with is not known to The Housing Foundation Copenhagen.

Subsequent payments

Amounts you have yet to pay are shown as *negative amounts* (i.e. with a minus in front) in the 'Balance due soon' field of the 'Account status' page. If you have paid charges ahead of time (i.e. before they become due), the money you paid in advance will appear *as a positive amount* (no minus in front).

CANCELLATION OF BOOKINGS

The possibility to cancel your booking depends on when you made the booking and when the contractual tenancy period begins.

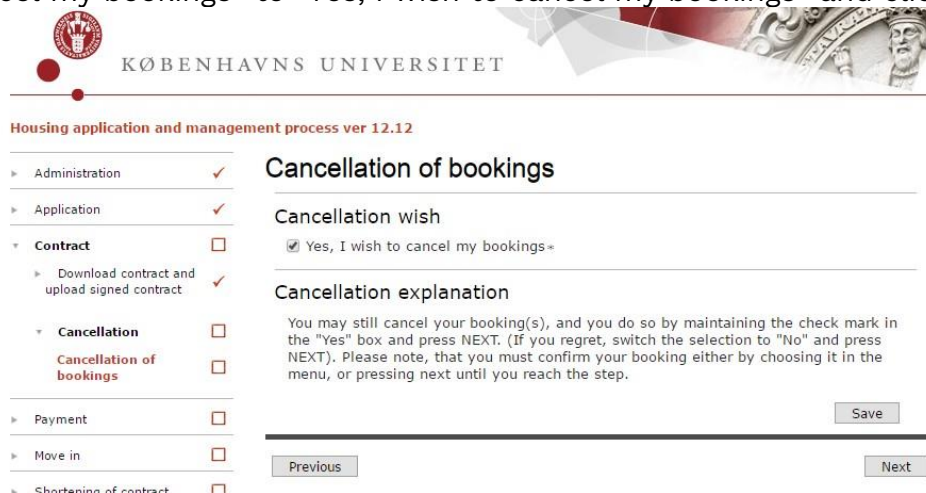
CANCELLING WITHIN 14 DAYS AFTER BOOKING

In general, you have a 14-day ‘cooling-off’ period during which you can cancel a booking. However, this only applies if:

- **the room’s tenancy period *does not start* within 14 days of the booking date (if it does, your cooling-off period lasts until the rental period begins)**
- **the rental period has *not yet begun***
- **you cancel *within 14 days* of the booking date.**

If these three conditions are fulfilled, you can cancel the booking on the system, even if you have already uploaded a contract. You will not have to pay any financial penalties. The room will simply be released back into the booking system for someone else to book.

To do this, go to the ‘Cancellation of Bookings’ page. Change the tick from “No, I do not wish to cancel my bookings” to “Yes, I wish to cancel my bookings” and click ‘SAVE’.



KØBENHAVNS UNIVERSITET

Housing application and management process ver 12.12

Administration ✓

Application ✓

Contract ☐

Download contract and upload signed contract ✓

Cancellation ☐

Cancellation of bookings ☐

Payment ☐

Move in ☐

Shortening of contract ☐

Cancellation of bookings

Cancellation wish

☒ Yes, I wish to cancel my bookings*

Cancellation explanation

You may still cancel your booking(s), and you do so by maintaining the check mark in the "Yes" box and press NEXT. (If you regret, switch the selection to "No" and press NEXT). Please note, that you must confirm your booking either by choosing it in the menu, or pressing next until you reach the step.

Save

Previous Next

Then **use the left-hand menu to manually navigate** to the sub-step ‘Confirm Cancellation’. You tick off ‘Yes’ and SAVE. If you skip this second confirmation step, then you have not cancelled.



Housing application and management process ver 12.12

- Administration ✓
- Application ✓
- Contract ☐
 - Download contract and upload signed contract ✓
- Cancellation ☐
 - Cancellation of bookings ✓
 - Confirm booking cancellation ☐
- Payment ☐

Confirm booking cancellation

Booking Cancellation

Booking Details

You are cancelling: Enghavevej Shared Apartments - 1L-2 (1st floor left, room 2), single room for 1 person in a shared apartment 2016-07-15 - 2017-07-14

☒ I confirm my wish to cancel above booking*

Save

Previous

Next

OTHER CANCELLATION SCENARIOS

Cancelling before the tenancy start date, but more than 14 days after booking

If 14 days have already passed since your booking date, and you wish to cancel, you must email the Housing Foundation explicitly stating that you wish to cancel the booking. You are required to pay **1 month of rent, along with the *cancellation fee***. Please see the [fees list here](#).

Cancellation after the tenancy has started

It is no longer possible to cancel the rental contract. You are legally responsible for paying the agreed rent for the duration of the contract.

MOVE IN, KEYS, AND YOUR ROOM INSPECTION

MOVE-IN DATE AND KEY PICK UP

You can pick up your keys the first day of your contract start date or later. The lease begins on the date stated in your contract. Should that date be a Saturday, a Sunday, or a holiday, the date on when the lease is transferred to the tenant is moved to the following working day. This fact will also be written in your rental contract.

Please have that in mind when you plan your travel to Denmark.

Before you book your tickets to Copenhagen, you will need to take our opening hours into account since we do not hand out keys outside our opening hours.

Most keys must be picked up at The Housing Foundation Copenhagen office at Njalsgade during our opening hours, (remember that we are always closed between 12 noon - 1pm).

Please bring ID (passport or identification card with picture) in order to collect the keys.

Please make sure that you have made all required payments and that your contracts are uploaded and approved by us before you pick up your keys. We will not be able to provide you with your keys if these matters are not handled first.

If you have a contract at the following residences please pick up your keys directly at the residence within opening hours:



- Nordisk kollegium
- Signalhuset
- Sølvgade/Basecamp
- Tietgen kollegiet

Find all the information needed for [key pick up here](#)

ISSUE REPORT

If the inspectors missed any damages to the room upon the last room inspection, you are required by Danish law to report it in your Online Flow within 14 days of your keys being handed out. You cannot later claim that a damage was there upon move-in if you did not report it within the initial 14 days.

To make an issue report, go to the 'Move In' section in the left-hand menu and open the page 'Reporting of issues at time of moving in'. Click on the text 'Repair or Complaint' to reveal a tick box, then tick "Yes, there is an issue" to activate the next section. Press 'SAVE' and 'NEXT'.



Administration

Application

Contract

Payment

Move in

Inspection

Reporting of issues at time of moving in

Move out

Account equalization

✓

Reporting of issues at time of moving in

Issue report

Repair or complaint

☐ Yes, there is an issue

Booking Status

Booking-information

S103
Sølvgade/BaseCamp PHD only
13-11-2019 - 31-03-2020


Save

Previous

Next

You then proceed to the 'Issue report' page (it will also appear on the left-hand side menu). This is where you actually make your report for our inspectors to see.

Please list your move-in issues in the designated field. Your report must be concise and should detail what specific part is broken. You will receive a quicker service if your report is precise and easy to understand. It is also an opportunity to report any missing furniture from your inventory list.


KØBENHAVNS UNIVERSITETS BOLIGFOND

Housing application and management process ver 14.00

▶ Administration ☒
▶ Application ☐
▶ Contract ☐
▶ Payment ☐
▼ Move in ☐

▶ Inspection ☐

Reporting of issues at time of moving in ☒

▶ Issue report ☐

▶ Handling of initial issue ☐
▶ Move out ☐
▶ Account equalization ☐

Issue report

Repair or complaint

Booking Status

Booking-information

Apt 126
Nordisk Kollegium
01-12-2019 - 31-03-2020

Issue reporting

Issue reporting deadline days from move in (please note, MAX 800 chars)

Upload photo doc. and descriptions of issues (MAX 10 MB)

Choose File No file chosen *

Possible second for more documentation (MAX 10 MB)

Choose File No file chosen

Save

Previous

Next

You must provide photo documentation of all your issues, so it is best to include them in a Word document if you have more than two photos. Check that you included all relevant information. **You cannot modify/update your report later on.** Finalise the report by clicking ‘Save’.

Our inspectors will respond to your report at the next opportunity. You can read the response from the inspector in your Online Flow. Our inspectors will either explain how you can handle the issue yourself, or they will visit your room to look into it. If you report wear and tear, they will simply confirm that you will not be held responsible for these issues.

In peak periods, our inspectors will not be able to respond straight away as they will need to go through a significant amount of reports. Once they know the wider context of all issues, they will prioritize issues according to urgency.

Cleaning issues when moving in

If you experience that a room is not clean when you move in, **report this to us to us over telephone or in person within 24 hours.** Please also send picture documentation via email. It is very important that this is reported immediately, so we can send our cleaners to fix the issue straight-away.

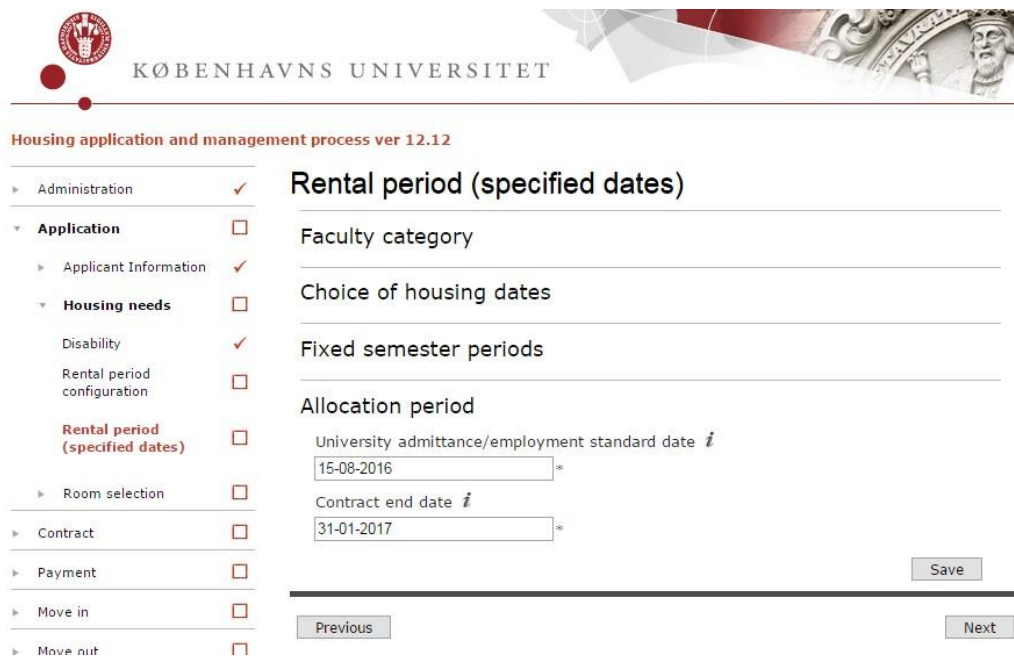
You cannot leave the issue unreported, then leave the room dirty when departing, claiming there was also a problem upon move-in. You are required to report it with photos for documentation—then we can send the cleaners in to fix the problem.

Unfortunately, if you chose to do the cleaning yourself before the cleaners arrive, we cannot offer you any refund for your work. We can only send the cleaning company to take care of any remaining issues.

CHANGING YOUR RENTAL DURATION

EXTENSION

You can make an extension of your contract, provided two conditions are fulfilled: (1) no one has booked your accommodation after your initial rental end date, and (2) you are not extending beyond 31st of August. You can extend your contract by going to the step 'Rental period configuration' and extending your search period in 'Special dates'. Remember to 'SAVE'.



The screenshot shows the 'Housing application and management process ver 12.12' interface. On the left is a sidebar menu with the following items: Administration (checked), Application (expanded), Applicant Information (checked), Housing needs (expanded), Disability (checked), Rental period configuration (unchecked), Rental period (specified dates) (unchecked), Room selection (unchecked), Contract (unchecked), Payment (unchecked), Move in (unchecked), and Move out (unchecked). The main content area is titled 'Rental period (specified dates)' and contains three sections: 'Faculty category' (empty), 'Choice of housing dates' (empty), and 'Fixed semester periods' (empty). Below these is the 'Allocation period' section, which includes 'University admittance/employment standard date' with a date input field showing '15-08-2016' and an asterisk, and 'Contract end date' with a date input field showing '31-01-2017' and an asterisk. At the bottom right of the main content area is a 'Save' button. At the bottom of the entire interface are 'Previous' and 'Next' navigation buttons.

You then use the left hand menu to go confirm the following steps again. Basically you repeat each step of booking by clicking on each sub step in the left-hand menu, as you did before,

The screenshot shows the 'Room availability' page. On the left is a navigation menu with the following items: Administration (checked), Application (checked), Applicant Information (checked), Housing needs (checked), Room selection (checked), Room availability (checked), Room acceptance (unchecked), Contract (unchecked), Payment (unchecked), Move in (unchecked), and Move out (unchecked). The main content area is titled 'Room availability' and includes sections for 'Fixed rental start dates', 'Allocation period', and 'Residence selection'. The 'Residence selection' section contains a list of available residences, each with a radio button, a status (e.g., '*Vacant: Jun 16 th, 2016'), and a description (e.g., 'Christian Winthers Vej Shared Apartment 25B-2F'). A 'Save' button is located at the bottom right of the page.

and pressing SAVE on each page.

Then **use the left-hand menu to manually navigate** to the 'Room Availability' page. Your room should already be pre-selected. Make sure it is selected, then click 'Save' and 'Next' to book it again for your current rental period plus the new extension period.

This screenshot shows the 'Room availability' page with a list of residences. The left-hand menu is identical to the previous screenshot. The 'Residence selection' section displays a table of available residences. The table has three columns: 'Monthly: DKK', 'Deposit: DKK', and 'UCPH Housing Foundation'. The first row is highlighted in red. A 'Save' button is located at the bottom right of the page.

Monthly: DKK	Deposit: DKK	UCPH Housing Foundation
Monthly: DKK 2550	Deposit: DKK 4000	UCPH Housing Foundation I
Monthly: DKK 4078	Deposit: DKK 4000	UCPH Housing Foundation I
Monthly: DKK 3203	Deposit: DKK 4000	UCPH Housing Foundation I
Monthly: DKK 2503	Deposit: DKK 4000	UCPH Housing Foundation I
Monthly: DKK 4706	Deposit: DKK 4000	UCPH Housing Foundation I
Monthly: DKK 5024	Deposit: DKK 4000	UCPH Housing Foundation I
Monthly: DKK 3462	Deposit: DKK 4000	UCPH Housing Foundation I
Monthly: DKK 4344	Deposit: DKK 4000	UCPH Housing Foundation I
Monthly: DKK 4644	Deposit: DKK 4000	UCPH Housing Foundation I
Monthly: DKK 3232	Deposit: DKK 4000	UCPH Housing Foundation I
Monthly: DKK 3232	Deposit: DKK 4000	UCPH Housing Foundation I
Monthly: DKK 4132	Deposit: DKK 4000	UCPH Housing Foundation I

Then **use the left-hand menu to manually navigate to the page 'Room Acceptance'.**

Here you accept and press 'NEXT'. This will then generate a new email to you with contracts attached, which you need to sign and upload as before.

MOVE OUT

Please make sure to carefully read the [departure information](#) on our website well in advance of your departure, and remember to leave adequate time for cleaning your room. Remember to take returning the keys into consideration when making departure plans. The keys must be returned at the latest by 10 am four days before your contract ends (your final possible departure date).

RETURN OF KEYS & DEPARTURE DATES

You must depart and return keys by 10 am 4 days before your contract ends

- **Contracts ending on the 14th:** You depart and return keys by the 10th at 10 am at the latest.
- **Contracts ending on the 30th:** You depart and return keys by the 26th at 10 am at the latest.
- **Contracts ending on the 31st:** You depart and return keys by the 27th at 10 am at the latest.

Returning the keys means handing in the keys at the office before 10 am.

You must always refer to your rental contract for contractual end dates. Please see here to find various instructions and [general departure information](#).

Along with your keys, you must hand back all the items you were given (such as laundry card, access chips) to the designated location on your move-out day at the latest. You can read more [here](#).

Anyone (a friend, roommate, or other contact person you trust) can return your keys on your behalf, but please just make sure that they do not delay in returning them. Returning keys after the deadline will cause a late move out fee on one month's rent.

CLEANING

Your apartment should undergo a *thorough* cleaning before you depart, and there should be no indication of a build-up of calcium, grease, dirt, etc. If any area is left unclean, you will be charged the *same* cost that our cleaning company charges The Housing Foundation Copenhagen for their services. The cost of cleaning in Denmark is comparatively high to other countries, so please take care.

You will be charged for any broken items. Wear and tear stemming from normal and correct use of the accommodation is acceptable.

Please see our website for more information of [how you should leave the room](#).

DEREGISTRATION OF ADDRESS

You **must** deregister your CPR number from the address when moving out. This is a legal obligation and a very serious matter—forgetting to deregister will lead to issues with the authorities later. As soon as the next incoming tenant registers, the authorities will know if you did not deregister correctly and contact you.

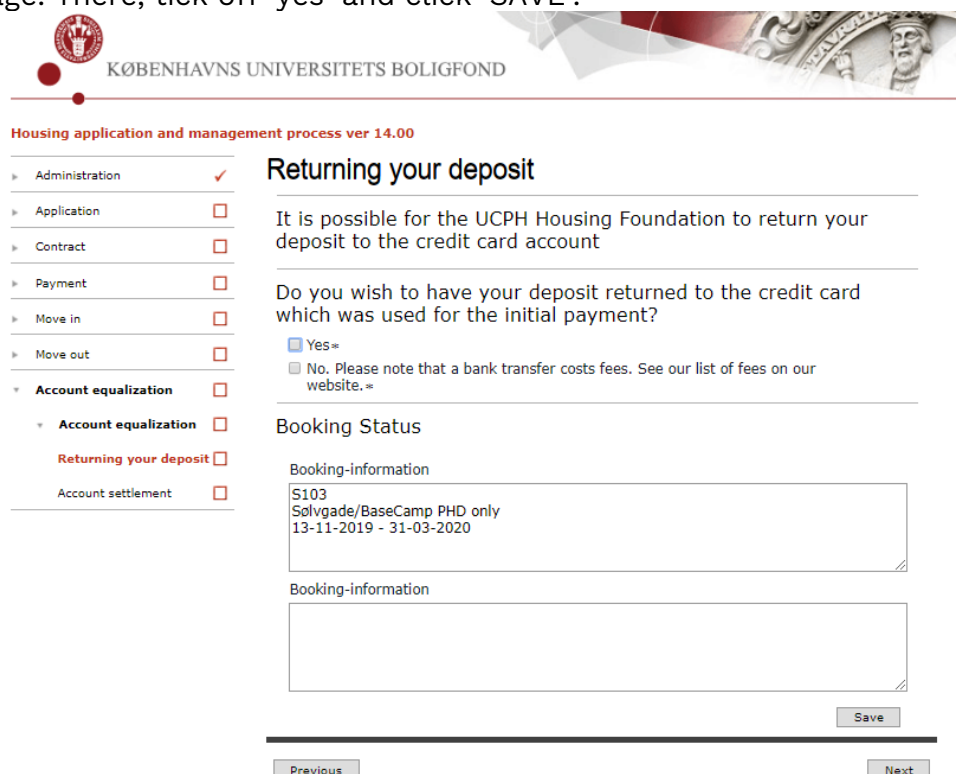
RETURNING YOUR DEPOSIT


The deposit is subject to deductions as a result of the inspection, unreturned or lost keys, missing rent, or any other damages caused during your stay. Any remainder will be returned to you. The deposit or the remainder thereof is normally returned within 8 weeks of your last rental day, as long as you have provided all the relevant information for us to make the transfer.

The option to have your deposit returned to your credit card will be active, if:

- You paid your first payment with that same credit card
- The card is still valid
- The amount paid was equal to more than the deposit.

If you want this, go to the ‘Move Out’ section in your flow and open the ‘Returning your deposit’ page. There, tick off ‘yes’ and click ‘SAVE’.



 KØBENHAVNS UNIVERSITETS BOLIGFOND

Housing application and management process ver 14.00

Administration	<input checked="" type="checkbox"/>
Application	<input type="checkbox"/>
Contract	<input type="checkbox"/>
Payment	<input type="checkbox"/>
Move in	<input type="checkbox"/>
Move out	<input type="checkbox"/>
Account equalization	<input type="checkbox"/>
Account equalization	<input type="checkbox"/>
Returning your deposit	<input type="checkbox"/>
Account settlement	<input type="checkbox"/>

Returning your deposit

It is possible for the UCPH Housing Foundation to return your deposit to the credit card account

Do you wish to have your deposit returned to the credit card which was used for the initial payment?

☐ Yes*

☐ No. Please note that a bank transfer costs fees. See our list of fees on our website.*


Booking Status

Booking-information

S103
Sølvgade/BaseCamp PHD only
13-11-2019 - 31-03-2020

Booking-information

If you do not wish to have the deposit returned to your credit card, you can opt to select a bank account. Please tick box this option as shown below, and fill in your bank account details on the next page. Returning the deposit to a bank account involves a transfer fee.



KØBENHAVNS UNIVERSITET

Housing application and management process ver 8.26

> Administration	✓
> Application	✓
> Contract	✓
> Payment	<input type="checkbox"/>
> Case handling	<input type="checkbox"/>
> Move in	<input type="checkbox"/>

Bank Information

Bank account

☒ Other <

Save

Previous Next

The Housing Foundation Copenhagen wishes you a pleasant stay in Copenhagen.

• • •

The Housing Foundation Copenhagen
Njalsgade 76, 4B-0-34
DK-2300 København S
Tel: +45 3533 2078
Email: contact@housingfoundation.ku.dk
Website: Housingfoundation.dk